



Assigning Worksheets on Agrinavia mobile

In mobile you now can see if a treatment is assigned to a worksheet by the icon .

The Icon will be listed on top of the treatment next to the "pencil" icon for treatment notes.

If a treatment isn't assigned the color of the Icon will be grey. 








New worksheets can be created by clicking on the grey Icon.

Changes in existing worksheets can be done by clicking on the "white" jobsheet icon.

You can add other treatments to same jobsheet manually one by one, by clicking on icon and choosing form list of active jobsheets.

A Jobsheet will stay in this list until the jobsheet is marked done.

If you want a certain treatment on many fields to be linked in same jobsheet, make sure jobsheet information is created before copy.

Home		Job no.2 rape last spraying	
Fields	Date/Status	Products	
Crop year 2016			
	1-050 Winter rape Ledowo dz. 289/1,295/1,303/1,308/2,318	72.40 ha	
	1-120 Winter rape Mostek dz. 24/1	19.60 ha	
	1-140 Winter rape Mlyn pole dz. 4/2,4/1,22,24	46.17 ha	
2016-04-16			 Planned
Treat. area		46.17 ha	
Rapid 060 CS		0.050l	
Dursban 480 EC		0.500l	
Clayton Tabloid EW		0.300l	
Caryx 240 SL		0.400l	
Klej		0.200l	
Siarczan magnezu		2.000kg	
	Job no.2 rape last spraying	138.17 ha	

You can add jobsheet information to a new treatment before copying it to other fields. The job sheet information will stay on the treatment during the copy.

Create a Job Sheet

Job sheets can be **Created** by clicking on the grey jobsheet icon and a window will open.

Choose existing or create new job sheet by clicking on the pulldown menu at job.

Choose person to assign

Status (planned/done)

Date planned

Date assigned

Date done

For spraying jobs you can add l water per ha and tank capacity for Mixture information.

On top of the pulldown menu you will have "Create New Jobsheet" and below is listed existing available job sheets (not done).

Creating New jobsheet you will be able to assign a person to this jobsheet from the pulldown menu Assigned

Attach job sheet

Winter wheat, bread 27.90 ha
4/3/2016

Job	<input type="text" value="Create/select job sheet"/>
Assigned	<input type="text" value="Select person"/>
Status	
Planned	
Assigned	
Done	
L of water per ha	<input style="background-color: #fff9c4;" type="text"/>
L of water in the tank	<input style="background-color: #fff9c4;" type="text"/>

Jobsheets in cluster crop mode

Clusters make it possible to create multiple treatments on many fields simultaneously.

Likewise, you can assign multiple treatments to same job by creating the jobsheet in cluster mode.

Home		Copy of 1600 2016 Plant protection			
Crop	Date/Status	Products			
Crop year 2016					
Pendigan 330 EC		0.250l			
Wolof A 480 SL		0.500l			
2015-10-15	1 number				Planned
Treat. area		41.00 ha			
Pendigan 330 EC		0.500l			
Protugan 500 SC		1.500l			
Diflanil 500 SC		0.060l			
Danadim Progress 400 EC		0.500l			
Klej		0.200l			
2016-04-03	5 number				Planned
Treat. area		172.30 ha			
Siarczan manganu		2.000 kg			
Siarczan magnezu		2.000 kg			
Mocznik		2.000 kg			
Stabilan 750 SL		1.000l			
Klej		0.200l			
Bulldock 025 EC		0.200l			
Tilt Turbo 575 EC		0.200l			
Count (Selected)		1,088.29 ha			